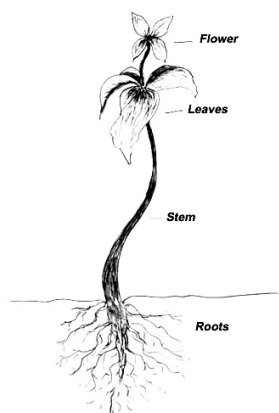
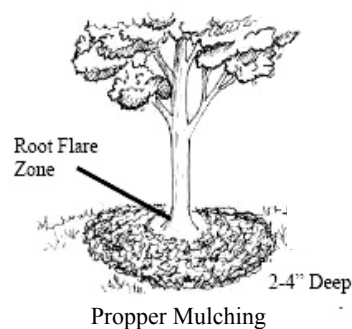



Mulching

- Mulching is done to enhance beauty and preserve the health of plant material. From a plants health perspective, mulch moderates soil temperature, controls weeds, holds moisture, and provides organic material.
- A variety of mulches exist on the market from pine needles to bark mulch; from wood chips to cocoa hulls. Regardless of the product chosen, it is crucial to never over mulch trees and shrubs. When mulching, never place mulch over a tree's root flare/trunk collar or bury branches. In situations where excessive amounts of mulch are present, one must remove the old mulch first. **Over mulching rots bark and prevents water and oxygen from reaching roots.**



Weeding

- Weed: a plant that is not where you want it to be! (*in all other ways a perfectly good plant*)
- Weeding is to remove undesirable plants from planting beds, trees, walkways, containers and any place that plants are considered unwanted. It is crucial that individuals weeding are capable or discerning between appropriate bedding plants and plants that are not wanted in that location (weeds).
- Remove all of plant - stems and roots. If the soil is dry, you may need to use a hand trowel to get the full root out. **Note: shake weed from bottom of stem to knock soil off before disposing of weed.**

Leaf and General Clean-Up

- The raking and removal of leaves, sticks, rocks, and trash from a landscape. While cleaning a site it is imperative that leaves and organic materials are separated and bagged in a different way from trash. Large sticks should also be separated and put aside for appropriate pick up.
- Please record on the Daily Work Sheet the number of bags of clean-up material collected.
- Any hazardous material (oil containers, gas, chemicals, etc.) must be disposed of on accordance to state and federal law. This will not be the responsibility of clean up crew.

